

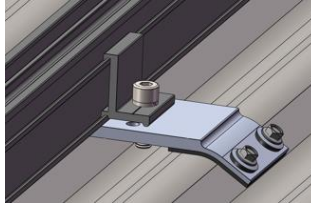
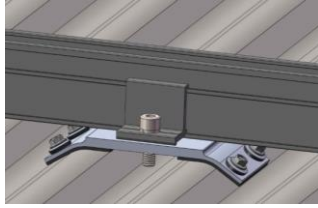



Brid - Corrugated Profile Roof Adaptor

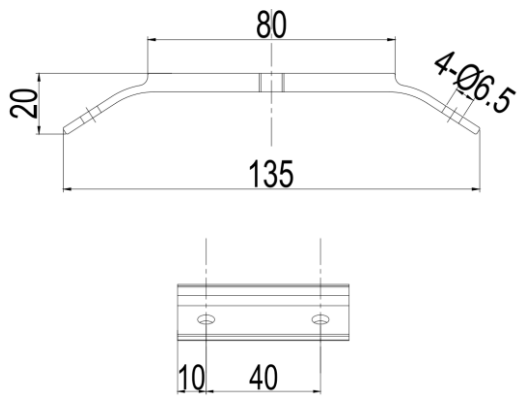
Assembly

			
Rail running parallel to roof rib	Rail running perpendicular to roof rib	Rail running parallel to roof rib	Rail running perpendicular to roof rib
Install with Elite-rail and Tin Interface		Install Eco-rail and Cross Connector Clamp	

Component



Technical Specification

Application	Corrugated Profile Roof	
Screw Specification	4 x Buildex M6-11 x 25 (12 gauge, 6.0 mm, 11 TPI, 25 mm long) Hex Head Tekes with 16 mm Bonded Washer with C4 rated finish; 1 x Hexagon socket head cap screw M8*25	
EPDM	Pre-fitted (2 x 1mm thickness)	
Dimensions	L135mm*W60mm*H20mm	
Packaging	65 units per pack, 2 packs (130 units) per carton	
Packaging Dimension	L405*W270*H180mm (carton dimension)	
Weight	0.149 Kg; 20 Kg (carton weight)	
Material	Main Structure: AL6005-T5 Self-drilling Screws: Carbon Steel SAE 1022 Bolt/washers: SUS 304 Rubber Pads: EPDM	
Color	Silver (Anodized, no less than 10 µm, excluding machined surfaces)	
Product Warranty	25 years up to Category 4 corrosive environments	